

Information on primary schools in Surrey 2021/22 – Mole Valley

- List of infant, junior and primary schools in Mole Valley that have an intake at Reception and Year 3 and their contact details
- School codes – for use on the local authority application form
- A summary of how places were allocated in 2020 and the admission criteria for all Surrey state funded primary schools for September 2021
- Surrey map

www.surreycc.gov.uk/admissions

SURREY COUNTY COUNCIL'S STATE FUNDED PRIMARY SCHOOLS IN MOLE VALLEY

Contents

Schools with an intake at Reception	4
Schools with an intake at Year 3	7
How places were allocated for 2020 and admission criteria for September 2021	8
Surrey Map	Back page

Contact Details

Surrey Schools and Childcare Service Tel: 0300 200 1004
www.surreycc.gov.uk/admissions

Published Admission Number (PAN) – This is the number of places that each school expects to offer. All PANs apply to admission at Reception at age 4 or to Year 3 at age 7. In the case of primary schools where there is an additional entry to Year 3 at age 7, that number does *not* include the children who will transfer from Year 2.

Important information regarding admission criteria

The information provided in this booklet serves as a *guide* to the admission criteria for academies and community, foundation, free, trust, voluntary aided and voluntary controlled schools. *It should not be regarded as definitive*. Please contact academies and foundation, free, trust and voluntary aided schools for detailed information about their admission criteria and the local authority for detailed information on community and voluntary controlled schools or visit: www.surreycc.gov.uk/admissions.

Starting school - Children reach statutory school age at the start of the term following their 5th birthday. Under current legislation all infant and primary schools provide for 4 year olds to be admitted into the reception class on a full/part-time basis in the September after their fourth birthday.

Applying for a place in Year 3

If your child is leaving Year 2 of an infant school in July 2021 you will need to apply for a Year 3 place at another school. The schools listed in the Year 3 section of this booklet are those which have an intake at Year 3. If you also want to apply for a place at a primary school which does not have an intake at Year 3, you will need to complete a separate in year application form for that school. For more information on which schools might have in year vacancies please contact Surrey Schools and Childcare Services on 0300 200 1004.

Split site schools – Where schools operate on more than one site, the school will be responsible for assigning pupils to each site after the allocation of school places and for the subsequent organisation and use of each site. Parents should not presume that an offer of a place at a school will ensure admission to a particular site.

KEY

Types of school

Some schools might change to academy status during the 2020/21 academic year. For up to date information on the type of each school please see the 'Directory of Surrey schools' at www.surreycc.gov.uk/schools.

A = Academy

C = Community school

VA = Voluntary Aided school

VC = Voluntary Controlled school

Admission criteria

LAC & PLAC = Looked after and previously looked after children

EHCP = Children with an Education, Health and Care Plan.

✿ Next to the school name indicates that the school will be taken into account when assessing each child's nearest school when considering admission to community and voluntary controlled schools.

📄 This symbol in the fourth column indicates that a separate supplementary information form may need to be completed. Where criteria numbers are listed, the supplementary information form only needs to be completed by parents applying under those criteria. Supplementary information forms are available at www.surreycc.gov.uk/admissions or from the school and must be returned directly to that school. The local authority application form must be completed in all cases.

Number offered: We show the number of pupils offered a place at each school for September 2020, based on the allocation date of 16 April 2020. In some instances, the total number offered was more than the Published Admission Number. This is generally because additional places were offered to meet local demand.

* Next to the number offered indicates that the school intended to drop back to PAN for the 2020 intake.

Next to the number offered indicates primary schools which offered over PAN to take account of existing vacancies

Distance offered

Where a school was oversubscribed in 2020, we have included the distance (where appropriate) from which the last applicant was allocated. This has been included within the criterion under which the last applicant was offered a place. This data is relevant to the allocation date of 16 April 2020.

Lates

In some cases, vacancies remained after the initial allocation to on time applicants and these were filled by applicants who had applied late.

Catchment area maps: where these apply, they can be viewed either on the school's website (for academy, foundation, trust and voluntary aided schools) or the Surrey County Council website (for community and voluntary controlled schools).

Admission criteria for community and voluntary controlled schools in Surrey

The admission criteria for the majority of Surrey's community and voluntary controlled schools are set out below. Where a community or voluntary controlled school's admission criteria are different, the criteria are listed separately after the list of schools. Some own admission authority schools may also follow Surrey's arrangements for community and voluntary controlled schools.

1. Looked after and previously looked after children.
2. Exceptional social/medical need
3. Children of permanent members of staff where the member of staff has been employed at the school for two or more years at the time at which the application for admission to the school is made; and/or the member of staff is recruited to fill a vacant post for which there is a demonstrable skill shortage
4. Children who will have a sibling at the school or at an infant/junior school which operates shared sibling priority, at the time of the child's admission
5. Children for whom the school is the nearest to their home address as measured by straight line – the nearest school will be the school closest to the home address what has a Published Admission Number to admit pupils of the appropriate age range and which admits local children.
The nearest school may be either inside or outside the county boundary.
6. Any other children prioritised according to the distance they live from the school.








Unless otherwise stated, distance will be used when any category is oversubscribed and will be measured by straight line from the address point of the pupil's home to the nearest official school gate for pupils to use. Where two or more children share priority for a place, Surrey County Council will use random allocation to determine which child should be given priority.

Information on Early Years provision







If you are looking for Early Years information please contact the Family Information Service:

Website: [surreycc.gov.uk/fis](https://www.surreycc.gov.uk/fis) Email: surrey.fis@surreycc.gov.uk Tel: 0300 200 1004







MOLE VALLEY: RECEPTION

School Name	D f E No	Type of School	Additional form (see page 2)	Address	Year groups 2021/22	Headteacher/ Principal	School contact details	PAN 2021	Preferences for Sept 2020	Number Offered 2020	LAC & PLAC	Exceptional	Children of Staff	Siblings	Nearest School	Others by Distance	Centrally Offered	EHCP	Lates
Barnett Wood Infant School ☼	936/2149	C	 for criterion 3 only	Barnett Wood Lane Ashted KT21 2DF	Rec - Y2	Mrs L. Theobald	Tel: 01372 272701 e: info@barnett-wood.surrey.sch.uk w: www.barnett-wood.surrey.sch.uk Enquiries to: Mrs L. Theobald	52	159	49	0	0	-	7	20	20	2	0	0
Charlwood Primary School ☼	936/2056	C	 for criterion 3 only	Chapel Road Charlwood Horley RH6 0DA	Rec - Y6	Ms V Lanham	Tel: 01293 862302 e: office@charlwood.surrey.sch.uk w: www.charlwood.surrey.sch.uk Enquiries to: Mrs M Dodd	15	49	15	0	0	-	7	8 2.463km	0	0	0	0
The Dawnay School ☼	936/2959	C	 for criterion 3 only	Griffin Way Great Bookham KT23 4JJ	Rec - Y6	Mr Alistair Moses	Tel: 01372 456774 e: info@dawnay.surrey.sch.uk w: www.dawnay.surrey.sch.uk Enquiries to: Mrs K Townshend	30	54	21	0	0	-	12	3	6	0	0	0
Eastwick Infant School ☼	936/2401	A	-	Eastwick Drive Great Bookham KT23 3PP	Rec - Y2	Mr Michael Lowes	Tel: 01372 453672 e: info@eastwick.thpt.org.uk w: www.eastwickschools.uk Enquiries to: Mrs N Edge	82	143	56	See separate admission criteria								
Fetcham Village Infant School ☼	936/2150	C	 for criterion 3 only	School Lane Fetcham Leatherhead KT22 9JU	Rec - Y2	Mrs S Harrison Mrs C Shuman	Tel: 01372 373502 e: info@fetcham.surrey.sch.uk w: www.fetcham.surrey.sch.uk Enquiries to: Mrs S Harrison/Mrs Shuman	60	150	60	1	0	-	8	47	4 0.877km	0	0	0
The Greville Primary School ☼	936/2297	C	 for criterion 3 only	Stonny Croft Bramley Way Ashted KT21 1SH	Rec - Y6	Mr M Depree	Tel: 01372 274872 e: office@greville.surrey.sch.uk w: www.greville.surrey.sch.uk Enquiries to: Mrs V Goram	60	162	60	1	0	-	26	24	9 1.196km	0	0	0
Leatherhead Trinity School & Nursery ☼	936/3940	VC	 for criterion 3 only	Woodvill Road Leatherhead KT22 7BP	Rec - Y6 + Nursery	Mrs E Killin	Tel: 01372 813615 e: woodvill@leatherheadtrinity.surrey.sch.uk w: www.leatherheadtrinity.surrey.sch.uk Enquiries to: Mrs E Killin	60	57	53	0	0	-	21	24	2	1	0	5
Newdigate Church of England Endowed (Aided) Infant School ☼	936/3375	VA	 for criteria 4 & 6	Village Street Newdigate Dorking RH5 5DJ	Rec - Y2	Mrs P Bliss	Tel: 01306 631353 e: info@newdigate.surrey.sch.uk w: www.newdigate.surrey.sch.uk Enquiries to: Mrs R Moon	30	63	30	See separate admission criteria								







MOLE VALLEY: RECEPTION

School Name	D f E No	Type of School	Additional form (see page 2)	Address	Year groups 2021/22	Headteacher/ Principal	School contact details	PAN 2021	Preferences for Sept 2020	Number Offered 2020	LAC & PLAC	Exceptional	Children of Staff	Siblings	Nearest School	Others by Distance	Centrally Offered	EHCP	Lates
North Downs Primary School ☼	936/2072	C	 for criterion 3 only	Brockham site Wheelers Lane Brockham Betchworth RH3 7LA Betchworth site The Street Betchworth RH3 7DJ Leigh site Tapners Road Leigh RH2 8NN	Rec - Y6	Mrs J Douglass	Brockham site: Tel: 01737 843384 Betchworth site: Tel: 01737 843211 Leigh site: Tel: 01306 611336 e: info@northdowns.surrey.sch.uk w: www.northdowns.surrey.sch.uk Enquiries to: Mrs M Lawrence	60	102	57	0	0	-	20	28	9	0	0	0
Polesden Lacey Infant School ☼	936/2417	C	 for criterion 3 only	Oakdene Close (off Howard Road) Great Bookham KT23 4PT	Rec - Y2	Rebecca Mole	Tel: 01372 456533 e: info@polesdenlaceyinfant.surrey.sch.uk w: www.polesdenlaceyinfant.surrey.sch.uk Enquiries to: Mrs A Scott	30	132	30	0	0	-	8	8	14 2.181km	0	0	0
Powell Corderoy Primary School ☼	936/3044	VC	 for criterion 3 only	Longfield Road Dorking RH4 3DF	Rec - Y6	Mrs E McLaughlin / Mrs J Wilson	Tel: 01306 883373 e: info@pcps.uk w: www.powellcorderoy.co.uk Enquiries to: Mrs E McLaughlin / Mrs J Wilson	30	110	25	0	0	-	10	1	13	0	0	1
Scott Broadwood Church of England (Aided) Infant School ☼	936/3923	VA	 for criteria 4.1, 4.2, 5.1 & 5.2	The Street Capel RH5 5JX	Rec - Y2	Mrs Alex Colclough	Tel: e: info@sbinfant.uk w: www.sbinfant.uk Enquiries to: Mrs V Walford	30	29	13	See separate admission criteria								
St Giles' Church of England (Aided) Infant School ☼	936/3369	VA	 for criteria 3, 4 & 7	Dene Road Ashtead KT21 1EA	Rec - Y2	Mrs N Angus	Tel: 01372 272017 e: office@stgiles.surrey.sch.uk w: www.stgiles.surrey.sch.uk Enquiries to: Mrs S Boswell / Mrs L Richards	30	98	20	See separate admission criteria								
St John's Church of England Primary School ☼	936/2016	A	-	Goodwyns Road Dorking RH4 2LR	Rec - Y6 + Nursery	Mrs J Fyson	Tel: 01306 884506 e: info@stjohnsdorking.uk w: www.stjohnsdorking.uk Enquiries to: Mrs J Conway	30	50	30	See separate admission criteria								
St Joseph's Catholic Primary School ☼	936/3422	VA	 for criteria 1 - 6, 8, 10 & 11	Norfolk Road Dorking RH4 3JA	Rec - Y6	Miss C Scrutton	Tel: 01306 883934 e: office@stjosephs-dorking.surrey.sch.uk w: www.stjosephsschooldorking.co.uk Enquiries to: Mrs L Cook	27	67	20	See separate admission criteria								


MOLE VALLEY: RECEPTION

School Name	D f E No	Type of School	Additional form (see page 2)	Address	Year groups 2021/22	Headteacher/ Principal	School contact details	PAN 2021	Preferences for Sept 2020	Number Offered 2020	LAC & PLAC	Exceptional	Children of Staff	Siblings	Nearest School	Others by Distance	Centrally Offered	EHCP	Lates
St Martin's Church of England (Controlled) Primary School ☼	936/3016	VC	 for criterion 3 only	Ranmore Road Dorking RH4 1HW	Rec - Y6	Mrs J Gorecka	Tel: 01306 883474 e: office@stmps.uk w: www.stmartins-primary.surrey.sch.uk Enquiries to: Mrs J Rzepka	45	158	45	0	0	-	19	9	15 1.693km	0	2	0
St Michael's Church of England (Aided) Infant School ☼	936/3324	VA	 for criteria 5 & 6	School Lane Mickleham Dorking RH5 6EW	Rec - Y2	Mrs P Bliss (Executive Headteacher)	Tel: 01372 373717 e: info@stmichaels-dorking.surrey.sch.uk w: www.stmichaels-dorking.surrey.sch.uk Enquiries to: Mrs M Piggott	28	75	21	See separate admission criteria								
St Paul's Church of England (Aided) Primary School ☼	936/3327	VA	 for criteria 5 & 6	St Paul's Road West Dorking RH4 2HS	Rec - Y6	Mrs A Alden	Tel: 01306 883547 e: info@stpauls-dorking.surrey.sch.uk w: www.stpaulsschool-dorking.co.uk Enquiries to: Mrs J Shaw	60	152	60	See separate admission criteria								
St Peter's Catholic Primary School	936/3443	VA	 for criteria 2 - 7, 9 & 10	Grange Road Leatherhead KT22 7JN	Rec - Y6	Mr R McKenzie	Tel: 01372 274913 e: office@stpeters-leatherhead.surrey.sch.uk w: www.stpeters-leatherhead.co.uk Enquiries to: Mrs A Cardy	60	107	60	See separate admission criteria								
Surrey Hills All Saints Church of England Primary School (☼ Abinger & Westcott)	936/2042	A	 for criteria 5 & 8	Abinger Lane Abinger Common Dorking RH5 6HZ	Rec - Y6	Mrs J Ratcliff	Tel: 01306 730747 e: abinger@surreyhills.surrey.sch.uk w: www.surreyhillsprimaryschool.org.uk Enquiries to: Mrs L Jeffers	30	22	13	See separate admission criteria								
The Weald Church of England Primary School ☼	936/2035	A	-	Newdigate Road Beare Green Dorking RH5 4QW	Rec - Y6	Mr James Baguley	Tel: 01306 711719 e: info@wealdprimaryschool.co.uk w: www.wealdprimaryschool.co.uk Enquiries to: Ms P Alder	30	14	3	See separate admission criteria								
West Ashtead Primary School ☼	936/2350	C	 for criterion 3 only	Taleworth Road Ashtead KT21 2PX	Rec - Y6	Mrs Ruth Hall	Tel: 01372 272082 e: info@west-ashtead.surrey.sch.uk w: www.west-ashtead.surrey.sch.uk Enquiries to: Mrs I Haddad	30	109	21	0	0	-	10	3	7	0	0	1

MOLE VALLEY: YEAR 3

School Name	D f E No	Type of School	Additional form (see page 2)	Address	Year groups 2021/22	Headteacher/ Principal	School contact details	PAN 2021	Preferences for Sept 2020	Number Offered 2020	LAC & PLAC	Exceptional	Children of Staff	Siblings	Nearest School	Others by Distance	Centrally Offered	EHCP	Lates			
The Dawnay School ☼	936/2959	C	 for criterion 3 only	Griffin Way Great Bookham KT23 4JJ	Rec - Y6	Mr Alister Moses	Tel: 01372 456774 e: info@dawnay.surrey.sch.uk w: www.dawnay.surrey.sch.uk Enquiries to: Mrs K Townshend	15	38	13											See separate admission criteria	
Eastwick Junior School ☼	936/2313	A	-	Eastwick Drive Great Bookham KT23 3PP	Y3 - Y6	Mr Michael Lowes	Tel: 01372 453277 e: info@eastwick.thpt.org.uk w: www.eastwickschools.uk Enquiries to: Mrs N Edge	90	135	88												See separate admission criteria
The Greville Primary School ☼	936/2297	C	 for criterion 3 only	Stonny Croft Bramley Way Ashtead KT21 1SH	Rec - Y6	Mr M Depree	Tel: 01372 274872 e: office@greville.surrey.sch.uk w: www.greville.surrey.sch.uk Enquiries to: Mrs V Goram	60	89	60	1	0	-	23	21	15 3.169km	0	0	0			
North Downs Primary School ☼	936/2072	C	 for criterion 3 only	Brockham site Wheeler Lane Brockham Betchworth RH3 7LA Betchworth site The Street Betchworth RH3 7DJ Leigh site Tapners Road Leigh RH2 8NN	Rec - Y6	Mrs J Douglass	Brockham site: Tel: 01737 843384 Betchworth site: Tel: 01737 843211 Leigh site: Tel: 01306 611336 e: info@northdowns.surrey.sch.uk w: www.northdowns.surrey.sch.uk Enquiries to: Mrs M Lawrence	4	32	4	0	0	-	1	1	2 4.569km	0	0	0			
Oakfield Junior School ☼	936/2335	C	 for criterion 3 only	Bell Lane Fetcham Leatherhead KT22 9ND	Y3 - Y6	Mrs D Willemse	Tel: 01372 374781 e: parent@oakfield.surrey.sch.uk w: www.oakfieldjunior.com Enquiries to: Mrs K Tranter	60	122	60	1	0	-	14	35	10 1.899km	0	0	0			
St Martin's Church of England (Controlled) Primary School ☼	936/3016	VC	 for criterion 3 only	Ranmore Road Dorking RH4 1HW	Rec - Y6	Mrs J Gorecka	Tel: 01306 883474 e: office@stmps.uk w: www.stmartins-primary.surrey.sch.uk Enquiries to: Mrs J Rzepka	15	34	17*												See separate admission criteria
Surrey Hills All Saints Church of England Primary School (☼ Westcott site only)	936/2042	A	 for criteria 5 & 8	School Lane Westcott Dorking RH4 3QF	Rec - Y6	Mrs J Ratcliff	Tel: 01306 881136 e: westcott@surreyhills.surrey.sch.uk w: www.surreyhillsprimaryschool.org.uk Enquiries to: Mrs L Jeffers	10	11	13#												See separate admission criteria
The Weald Church of England Primary School ☼	936/2035	A	-	Newdigate Road Beare Green Dorking RH5 4QW	Rec - Y6	Mr James Baguley	Tel: 01306 711719 e: info@wealdprimaryschool.co.uk w: www.wealdprimaryschool.co.uk Enquiries to: Ms P Alder	34	23	25												See separate admission criteria

MOLE VALLEY: YEAR 3

School Name	D f E No	Type of School	Additional form (see page 2)	Address	Year groups 2021/22	Headteacher/ Principal	School contact details	PAN 2021	Preferences for Sept 2020	Number Offered 2020	LAC & PLAC	Exceptional	Children of Staff	Siblings	Nearest School	Others by Distance	Centrally Offered	EHCP	Lates
West Ashted Primary School ✳	936/2350	C	 for criterion 3 only	Taleworth Road Ashted KT21 2PX	Rec - Y6	Mrs Ruth Hall	Tel: 01372 272082 e: info@west-ashted.surrey.sch.uk w: www.west-ashted.surrey.sch.uk Enquiries to: Mrs I Haddad	30	65	19	0	0	-	5	7	2	4	0	1

MOLE VALLEY: ADMISSION CRITERIA

The Dawnay School Criteria for 2020 and numbers offered	JUNIOR (7+): 1 LAC & PLAC. 2 Exceptional social/medical need. 3 Siblings. 4 *Children attending Polesden Lacey Infant School. 5 Children for whom the school is the nearest to their home address. 6 Any other children. *Criterion 4 will only apply to children who attend Polesden Lacey Infant School in Year 2 and will not be applied once a child has left this school. Criterion 1 = 0, Criterion 2 = 0, Criterion 3 = 3, Criterion 4 = 10, Criteria 5 - 6 = 0	Offered 13
Criteria for 2021	JUNIOR (7+): 1 LAC & PLAC. 2 Exceptional social/medical need. 3 Children of permanent members of staff where the member of staff has been employed at the school for two or more years at the time at which the application for admission to the school is made; and/or the member of staff is recruited to fill a vacant post for which there is a demonstrable skill shortage 4 Siblings. 5 *Children attending Polesden Lacey Infant School. 6 Children for whom the school is the nearest to their home address. 7 Any other children. *Criterion 5 will only apply to children who attend Polesden Lacey Infant School in Year 2 and will not be applied once a child has left this school.	
Eastwick Infant School Criteria for 2020 and numbers offered	1 LAC & PLAC. 2 Exceptional social/medical need. 3 Siblings at the time of admission. 4 Children for whom the school is the nearest to their home address. 5 Any other children. Criterion 1 = 0, Criterion 2 = 1, Criterion 3 = 27, Criterion 4 = 9, Criterion 5 = 17, Late applications = 2	Offered 56
Criteria for 2021	1 LAC & PLAC. 2 Exceptional social/medical need. 3 Siblings at the time of admission. 4 Children for whom the school is the nearest to their home address. 5 Any other children.	
Eastwick Junior School Criteria for 2020 and numbers offered	1 LAC & PLAC. 2 Exceptional social/medical need. 3 Children who will have a sibling at the school at the time of admission. 4 Children who are currently attending Eastwick Infant School. 5 Children who are currently attending Polesden Lacey Infant School. 6 Children for whom the school is the nearest to their home address. 7 Any other children. Criterion 1 = 0, Criterion 2 = 0, Criterion 3 = 39, Criterion 4 = 37, Criterion 5 = 2, Criterion 6 = 1, Criterion 7 = 7, Centrally offered = 1, EHCP = 1	Offered 88
Criteria for 2021	1 LAC & PLAC. 2 Exceptional social/medical need. 3 Children who will have a sibling at the school at the time of admission. 4 Children who are currently attending Eastwick Infant School. 5 Children who are currently attending Polesden Lacey Infant School. 6 Children for whom the school is the nearest to their home address. 7 Any other children.	
Newdigate Church of England Endowed (Aided) Infant School Criteria for 2020 and numbers offered	1 LAC & PLAC. 2 Exceptional medical circumstances or social reasons for attending the school. 3 Siblings of children who will be on roll at the time of application. 4 Children whose home address is within the parish of Newdigate (to include Henfold Lane) and who are, or whose parent/s are, regular worshippers at St Peter's Church, Newdigate. 5 Children whose home address is within the parish of Newdigate (to include Henfold Lane). 6 Children whose home address is outside the parish of Newdigate and who are, or whose parent/s are, regular worshippers at St Peter's Church, Newdigate or a church that is a member of Churches Together in Britain and Ireland or a member of the Evangelical Alliance. 7 Children whose home address is outside the parish of Newdigate. Criterion 1 = 0, Criterion 2 = 0, Criterion 3 = 6, Criterion 4 = 0, Criterion 5 = 4, Criterion 6 = 1, Criterion 7 = 18, Centrally offered = 1	Offered 30
Newdigate Church of England Endowed (Aided) Infant School Criteria for 2021	1 LAC & PLAC. 2 Exceptional medical circumstances or social reasons for attending the school. 3 Siblings of children who will be on roll at Newdigate Infant school at the time of application. 4 Children whose home address is within the parish of Newdigate (to include Henfold Lane) and who are, or whose parent/s are, regular worshippers at St Peter's Church, Newdigate. 5 Children whose home address is within the parish of Newdigate (to include Henfold Lane). 6 Children whose home address is outside the parish of Newdigate and who are, or whose parent/s are, regular worshippers at St Peter's Church, Newdigate or a church that is a member of Churches Together in Britain and Ireland or a member of the Evangelical Alliance. 7 Children whose home address is outside the parish of Newdigate.	

MOLE VALLEY: ADMISSION CRITERIA

<p>Scott-Broadwood Church of England (Aided) Infant School Criteria for 2020 and numbers offered</p>	<p>1 LAC & PLAC. 2 Exceptional circumstances. 3 Children who will have a sibling at the school at the time of admission. 4 Children who live in the designated ecclesiastical parishes of Capel, Ockley and Coldharbour. Places will be offered in the following order of priority: 4.1 Children who are, or who have a parent who is, a regular attendee of the Church of England. 4.2 Children who are, or who have a parent who is, a regular attendee at other Christian churches. 4.3 Other children who live within the designated ecclesiastical parishes. 5 Children who live outside the designated ecclesiastical parishes of Capel, Ockley and Coldharbour. Places will be offered in the following order of priority: 5.1 Children who are, or who have a parent who is, a regular Church of England attendee. 5.2 Children who are, or who have a parent who is, a regular attendee of other Christian churches. 6 Children whose parent wants them to attend this church school. Criterion 1 = 0, Criterion 2 = 0, Criterion 3 = 1, Criterion 4.1 = 0, Criterion 4.2 = 0, Criterion 4.3 = 9, Criterion 5.1 = 0, Criterion 5.2 = 0, Criterion 6 = 2, Late applications = 1 Offered 13</p>
<p>Criteria for 2021</p>	<p>1 LAC & PLAC. 2 Exceptional circumstances. 3 Children who will have a sibling at the school at the time of admission. 4 Children who live in the designated ecclesiastical parishes of Capel, Ockley and Coldharbour. Places will be offered in the following order of priority: 4.1 Children who are, or who have a parent who is, a regular attendee of the Church of England. 4.2 Children who are, or who have a parent who is, a regular attendee at other Christian churches. 4.3 Other children who live within the designated ecclesiastical parishes. 5 Children who live outside the designated ecclesiastical parishes of Capel, Ockley and Coldharbour. Places will be offered in the following order of priority: 5.1 Children who are, or who have a parent who is, a regular Church of England attendee. 5.2 Children who are, or who have a parent who is, a regular attendee of other Christian churches. 6 Children whose parent wants them to attend this church school.</p>
<p>St Giles' Church of England (Aided) Infant School Criteria for 2020 and numbers offered</p>	<p>1 LAC & PLAC. 2 Children with medical grounds or other exceptional circumstances. 3 Children where one or more parents are habitual worshippers at St Giles' Church or St George's Church. 4 Children whose home address is within the ecclesiastical parish of Ashtead and where one or more parents are habitual worshippers at other Christian Churches. 5 Siblings of children attending St Giles' CofE Aided School at the date of application. 6 Children whose home address is within the ecclesiastical parish of Ashtead. 7 Children whose home address is outside the ecclesiastical parish of Ashtead and where one or more parents are habitual worshippers at Christian Churches other than the Ashtead parish churches of St Giles and St George. 8 Children whose home address is outside the ecclesiastical parish of Ashtead whose parents wish them to attend this school. Criterion 1 = 0, Criterion 2 = 0, Criterion 3 = 3, Criterion 4 = 0, Criterion 5 = 6, Criterion 6 = 6, Criterion 7 = 1, Criterion 8 = 4 Offered 20</p>
<p>Criteria for 2021</p>	<p>1 LAC & PLAC. 2 Children with medical grounds or other exceptional circumstances. 3 Children where one or more parents are habitual worshippers at St Giles' Church or St George's Church. 4 Children whose home address is within the ecclesiastical parish of Ashtead and where one or more parents are habitual worshippers at other Christian Churches. 5 Siblings of children attending St Giles' CofE Aided School at the date of application. 6 Children whose home address is within the ecclesiastical parish of Ashtead. 7 Children whose home address is outside the ecclesiastical parish of Ashtead and where one or more parents are habitual worshippers at Christian Churches other than the Ashtead parish churches of St Giles and St George. 8 Children whose home address is outside the ecclesiastical parish of Ashtead whose parents wish them to attend this school.</p>
<p>St John's Church of England Primary School Criteria for 2020 and numbers offered</p>	<p>1 LAC & PLAC. 2 Exceptional social/medical need. 3 Siblings at the time of admission. 4 Children for whom the school is the nearest to their home address. 5 Any other children. Criterion 1 = 1, Criterion 2 = 0, Criterion 3 = 20, Criterion 4 = 9, Criterion 5 = 0, Distance = 0.684km Offered 30</p>
<p>Criteria for 2021</p>	<p>1 LAC & PLAC. 2 Exceptional social/medical need. 3 Siblings at the time of admission. 4 Children for whom the school is the nearest to their home address. 5 Any other children.</p>
<p>St Joseph's Catholic Primary School Criteria for 2020 and numbers offered</p>	<p>1 Catholic LAC & PLAC. 2 Catholic children with a brother or sister at the school at the time of admission, resident in the parish of Dorking. 3 Catholic children with a sister or brother at the school at the time of admission, who are not resident in the parish of Dorking. 4 Catholic children without a brother or sister at the school at the time of admission, resident in the parish of Dorking. 5 Catholic children without a brother or sister at the school at the time of admission, who are not resident in the parish of Dorking. 6 Other Catholic children. 7 Other LAC & PLAC. 8 Catechumens, Candidates for Reception into the Church and children who are members of an Orthodox Church. 9 Other children with a brother or sister at the school at the time of admission. 10 Children of other Christian denominations whose membership is evidenced by a minister of religion. 11 Children of other faiths whose membership is evidenced by a religious leader. 12 Any other children. Criterion 1 = 0, Criterion 2 = 4, Criterion 3 = 1, Criterion 4 = 4, Criterion 5 = 0, Criterion 6 = 0, Criterion 7 = 0, Criterion 8 = 1, Criterion 9 = 3, Criterion 10 = 2, Criterion 11 = 0, Criterion 12 = 1, Centrally offered = 2, Late applications = 1, EHCP = 1 Offered 20</p>
<p>St Joseph's Catholic Primary School Criteria for 2021</p>	<p>1 Catholic LAC & PLAC. 2 Catholic children with a brother or sister at the school at the time of admission, resident in the parish of Dorking. 3 Catholic children with a sister or brother at the school at the time of admission, who are not resident in the parish of Dorking. 4 Catholic children without a brother or sister at the school at the time of admission, resident in the parish of Dorking. 5 Catholic children without a brother or sister at the school at the time of admission, who are not resident in the parish of Dorking. 6 Other Catholic children. 7 Other LAC & PLAC. 8 Catechumens, Candidates for Reception into the Church and children who are members of an Orthodox Church. 9 Other children with a brother or sister at the school at the time of admission. 10 Children of other Christian denominations whose membership is evidenced by a minister of religion. 11 Children of other faiths whose membership is evidenced by a religious leader. 12 Any other children.</p>

MOLE VALLEY: ADMISSION CRITERIA	
St Martin's Church of England Primary School Criteria for 2020 and numbers offered	JUNIOR (7+): 1 LAC & PLAC. 2 Exceptional social/medical need. 3 Siblings. 4 ¹ Children attending St Michael's CofE (Aided) Infant School. 5 Children for whom St Martin's CofE Primary School is the nearest to their home address. 6 Any other children. ¹ Criterion 4 will only apply to children who attend St Michael's CofE (Aided) Infant School in Year 2 and will not be applied once a child has left this school. Criterion 1 = 0, Criterion 2 = 0, Criterion 3 = 3, Criterion 4 = 12, Criterion 5 = 2, Criterion 6 = 0, Distance = 2.163km Offered 17*
Criteria for 2021	JUNIOR (7+): 1 LAC & PLAC. 2 Exceptional social/medical need. 3 Children of staff who are employed at the school and who meet one of the following conditions a) employed for two or more years at the time at which the application for admission to the school is made, and/or b) the member of staff is recruited to fill a vacant post for which there is a demonstrable skill shortage 4 Siblings. 5 ¹ Children attending St Michael's CofE (Aided) Infant School. 6 Children for whom St Martin's CofE Primary School is the nearest to their home address. 7 Any other children. ¹ Criterion 4 will only apply to children who attend St Michael's CofE (Aided) Infant School in Year 2 and will not be applied once a child has left this school.
St Michael's Church of England (Aided) Infant School Criteria for 2020 and numbers offered	1 LAC & PLAC. 2 Exceptional medical grounds or other circumstances. 3 Siblings at the time of application. 4 Children who live inside the ecclesiastical parishes of Mickleham (including Burney Road and Pilgrims Close in Westhumble), Leatherhead, Box Hill and Headley. 5 Children who live outside the ecclesiastical parishes of Mickleham, Leatherhead, Box Hill and Headley whose parents worship at St Michael's, Mickleham. 6 Children who live outside the ecclesiastical parishes of Mickleham, Leatherhead, Box Hill and Headley whose parents worship at another Christian church. 7 Any other applicant. Criterion 1 = 0, Criterion 2 = 0, Criterion 3 = 2, Criterion 4 = 5, Criterion 5 = 0, Criterion 6 = 3, Criterion 7 = 11 Offered 21
Criteria for 2021	1 LAC & PLAC. 2 Exceptional medical grounds or other circumstances. 3 Siblings at the time of application. 4 Children who live inside the ecclesiastical parishes of Mickleham (including Burney Road and Pilgrims Close in Westhumble), Leatherhead, Box Hill and Headley. 5 Children who live outside the ecclesiastical parishes of Mickleham, Leatherhead, Box Hill and Headley whose parents worship at St Michael's, Mickleham. 6 Children who live outside the ecclesiastical parishes of Mickleham, Leatherhead, Box Hill and Headley whose parents worship at another Christian church. 7 Any other applicant who wishes to attend this Church of England school.
St Paul's Church of England (Aided) Primary School Criteria for 2020 and numbers offered	1 LAC & PLAC. 2 Exceptional circumstances. 3 Siblings at the time of admission. 4 Children whose home address is in the ecclesiastical parish of St Paul's Church, Dorking. 5 Children who with their parent(s) are regular worshippers at St Paul's Church, Dorking but are not resident within the parish. 6 Children who with their parent(s) are regular worshippers at another Christian church (ie a member of Churches Together in Britain and Ireland and/or the Evangelical Alliance) but are not resident in the parish. 7 Children who live outside the parish whose parents wish them to attend this church school. Criterion 1 = 1, Criterion 2 = 0, Criterion 3 = 28, Criterion 4 = 7, Criterion 5 = 4, Criterion 6 = 1, Criterion 7 = 18, Distance = 4.475km, EHCP = 1 Offered 60
Criteria for 2021	1 LAC & PLAC. 2 Exceptional circumstances. 3 Siblings at the time of admission. 4 Children whose home address is in the ecclesiastical parish of St Paul's Church, Dorking. 5 Children who with their parent(s) are regular worshippers at St Paul's Church, Dorking but are not resident within the parish. 6 Children who with their parent(s) are regular worshippers at another Christian church (ie a member of Churches Together in Britain and Ireland and/or the Evangelical Alliance) but are not resident in the parish. 7 Children who live outside the parish whose parents wish them to attend this church school.
St Peter's Catholic Primary School Criteria for 2020 and numbers offered	1 LAC & PLAC. 2 Catholic children with a brother or sister at the school at the time of admission, resident in the parishes of Ashted, Leatherhead, Fetcham, Effingham and Cobham. 3 Catholic children with a brother or sister at the school at the time of admission, who are not resident in the parishes of Ashted, Leatherhead, Fetcham, Effingham and Cobham. 4 Catholic children without a brother or sister at the school at the time of admission, resident in the parishes of Ashted, Leatherhead, Fetcham, Effingham and Cobham. 5 Catholic children without a brother or sister at the school at the time of admission, who are not resident in the parishes of Ashted, Leatherhead, Fetcham, Effingham and Cobham. 6 Other Catholic children. 7 Catechumens, Candidates for Reception into the Church and children who are members of an Orthodox Church. 8 Other children with a brother or sister at the school at the time of admission. 9 Children of other Christian denominations whose membership is evidenced by a minister of religion. 10 Children of other faiths whose membership is evidenced by a religious leader. 11 Any other children. Criterion 1 = 0, Criterion 2 = 15, Criterion 3 = 1, Criterion 4 = 1, Criterion 5 = 2, Criterion 6 = 19, Criterion 7 = 1, Criterion 8 = 7, Criterion 9 = 3, Criterion 10 = 0, Criterion 11 = 11 Offered 60
St Peter's Catholic Primary School Criteria for 2021	1 LAC & PLAC. 2 Catholic children with a brother or sister at the school at the time of admission, resident in the parishes of Ashted, Leatherhead, Fetcham, Effingham and Cobham. 3 Catholic children with a brother or sister at the school at the time of admission, who are not resident in the parishes of Ashted, Leatherhead, Fetcham, Effingham and Cobham. 4 Catholic children without a brother or sister at the school at the time of admission, resident in the parishes of Ashted, Leatherhead, Fetcham, Effingham and Cobham. 5 Catholic children without a brother or sister at the school at the time of admission, who are not resident in the parishes of Ashted, Leatherhead, Fetcham, Effingham and Cobham. 6 Other Catholic children. 7 Catechumens, Candidates for Reception into the Church and children who are members of an Orthodox Church. 8 Other children with a brother or sister at the school at the time of admission. 9 Children of other Christian denominations whose membership is evidenced by a minister of religion. 10 Children of other faiths whose membership is evidenced by a religious leader. 11 Any other children.

MOLE VALLEY:**ADMISSION CRITERIA**

Surrey Hills All Saints Church of England Primary School
Criteria for 2020 and numbers offered

RECEPTION (4+): 1 LAC & PLAC. 2 Children with serious medical conditions or other exceptional circumstances. 3 Children who have a sibling who was on roll at the school prior to September 2016 and is still on roll at the time of admission. 4 Children who live in the named ecclesiastical parishes and have a sibling who was on roll at the school after September 2016 at the time of admission. 5 Children who live in the named ecclesiastical parishes and who have at least one parent who worships regularly at a Church of England church. 6 Children who live in the named ecclesiastical parishes. 7 Children who live outside the named ecclesiastical parishes and have a sibling who was on roll at the school after September 2016 at the time of admission. 8 Children who live outside the named ecclesiastical parishes but have at least one parent who worships regularly at a Church of England church. 9 Children who live outside the named ecclesiastical parishes whose parents want them to attend this church school.

Criterion 1 = 0, Criterion 2 = 0, Criterion 3 = 5, Criterion 4 = 1, Criterion 5 = 1, Criterion 6 = 4, Criterion 7 = 1, Criteria 8 - 9 = 0, Centrally offered = 1

Offered 13

JUNIOR (7+): 1 LAC & PLAC. 2 Children with serious medical conditions or other exceptional circumstances. 3 Children who have a sibling who was on roll at the school prior to September 2016 and is still on roll at the time of admission. 4 Children who live in the named ecclesiastical parishes and have a sibling who was on roll at the school after September 2016 at the time of admission. 5 Children who live in the named ecclesiastical parishes and who have at least one parent who worships regularly at a Church of England church. 6 Children who live in the named ecclesiastical parishes. 7 Children who live outside the named ecclesiastical parishes AND have a sibling who was on roll at the school after September 2016 AND is expected to still be on roll at the time of admission. 8 Children who live outside the named ecclesiastical parishes but have at least one parent who worships regularly at a Church of England church. 9 Children for whom Westcott site is their nearest school with a PAN at year 3. 10 Children who live outside the named ecclesiastical parishes whose parents want them to attend this church school.

Criteria 1-5 = 0, Criterion 6 = 2, Criterion 7 = 1, Criteria 8-9 = 0, Criterion 10 = 5, Centrally offered = 5

Offered 13#

Criteria for 2021

RECEPTION (4+): 1 LAC & PLAC. 2 Children with serious medical conditions or other exceptional circumstances. 3 Children who have a sibling who was on roll at the school prior to September 2016 AND is still on roll at the time of admission. 4 Children who live in the named ecclesiastical parishes AND have a sibling who was on roll at the school after September 2016 at the time of admission. 5 Children who live in the named ecclesiastical parishes and who have at least one parent who worships regularly at a Church of England church. 6 Children who live in the named ecclesiastical parishes. 7 Children who live outside the named ecclesiastical parishes AND have a sibling who was on roll at the school after September 2016 AND is expected to still be on roll at the time of admission. 8 Children who live outside the named ecclesiastical parishes but have at least one parent who worships regularly at a Church of England church. 9 Children who live outside the named ecclesiastical parishes whose parents want them to attend this church school.

JUNIOR (7+): 1 LAC & PLAC. 2 Children with serious medical conditions or other exceptional circumstances. 3 Children who have a sibling who was on roll at the school prior to September 2016 and is still on roll at the time of admission. 4 Children who live in the named ecclesiastical parishes and have a sibling who was on roll at the school after September 2016 at the time of admission. 5 Children who live in the named ecclesiastical parishes and who have at least one parent who worships regularly at a Church of England church. 6 Children who live in the named ecclesiastical parishes. 7 Children who live outside the named ecclesiastical parishes AND have a sibling who was on roll at the school after September 2016 AND is expected to still be on roll at the time of admission. 8 Children who live outside the named ecclesiastical parishes but have at least one parent who worships regularly at a Church of England church. 9 Children for whom Westcott site is their nearest school with a PAN at year 3. 10 Children who live outside the named ecclesiastical parishes whose parents want them to attend this church school.

MOLE VALLEY:**ADMISSION CRITERIA**

<p>The Weald Church of England Primary School Criteria for 2020 and numbers offered</p>	<p>RECEPTION (4+): 1 LAC & PLAC. 2 Children with exceptional medical grounds or other circumstances. 3 Siblings of children who will still be in attendance at the school on the date of admission. 4 Children who live within the ecclesiastical parish boundaries of South Holmwood; Newdigate or the newly established parish of Capel and Ockley. 5 Children whose parents wish them to attend this Church of England school. Criterion 1 = 0, Criterion 2 = 0, Criterion 3 = 1, Criterion 4 = 2, Criterion 5 = 0 Offered 3</p> <p>JUNIOR (7+): 1 LAC & PLAC. 2 Children with exceptional medical grounds or other circumstances. 3 Siblings of children who will still be in attendance at the school on the date of admission. 4 Children who live within the ecclesiastical parish boundaries of South Holmwood; Newdigate or the newly established parish of Capel and Ockley AND who attend one of the feeder schools: Scott-Broadwood CofE Infant School or Newdigate CofE Infant School. 5 Children who live within the ecclesiastical parish boundaries of South Holmwood; Newdigate or the newly established parish of Capel and Ockley. 6 Children who live outside the ecclesiastical parish boundaries of South Holmwood; Newdigate or the newly established parish of Capel and Ockley AND who attend one of the feeder schools: Scott-Broadwood CofE Infant School or Newdigate CofE Infant School. 7 Children whose parents wish them to attend this Church of England school. Criterion 1 = 0, Criterion 2 = 0, Criterion 3 = 5, Criterion 4 = 16, Criterion 5 = 0, Criterion 6 = 1, Centrally offered = 1, EHCP = 2 Offered 25</p>
<p>Criteria for 2021</p>	<p>RECEPTION (4+): 1 LAC & PLAC. 2 Children with exceptional medical grounds or other circumstances. 3 Siblings of children who will still be in attendance at the school on the date of admission. 4 Children who live within the ecclesiastical parish boundaries of South Holmwood; Newdigate or the newly established parish of Capel and Ockley. 5 Children whose parents wish them to attend this Church of England school.</p> <p>JUNIOR (7+): 1 LAC & PLAC. 2 Children with exceptional medical grounds or other circumstances. 3 Siblings of children who will still be in attendance at the school on the date of admission. 4 Children who live within the ecclesiastical parish boundaries of South Holmwood; Newdigate or the newly established parish of Capel and Ockley AND who attend one of the feeder schools: Scott-Broadwood CofE Infant School or Newdigate CofE Infant School. 5 Children who live within the ecclesiastical parish boundaries of South Holmwood; Newdigate or the newly established parish of Capel and Ockley. 6 Children who live outside the ecclesiastical parish boundaries of South Holmwood; Newdigate or the newly established parish of Capel and Ockley AND who attend one of the feeder schools: Scott-Broadwood CofE Infant School or Newdigate CofE Infant School. 7 Children whose parents wish them to attend this Church of England school.</p>

